



**Product Info - Call Representative for Prices and Discounts**  
**TABLE TOPS**


**Laminate Table Tops - Dining**

Description / Options	Model	Size	Shape	Ship Wgt	
 Laminate Self Edge <b>SE</b>   Vinyl T-Mold Edge <b>TE</b>	<b>Laminate Top with Self Edge or Vinyl T-Mold Edge.</b> Specify Edge choice in model # <b>SE</b> for Self Edge <b>TE</b> for Vinyl T-Mold Edge See Vinyl T-Mold color chart	<b>2030S/___</b>	30"	Square	36#
	<b>2036S/___</b>	36"	Square	49#	
	<b>2040S/___</b>	40"	Square	58#	
	<b>2042S/___</b>	42"	Square	67#	
	<b>2048S/___</b>	48"	Square	84#	
	<b>2030x36/___</b>	30" x 36"	Rect	42#	
	<b>2030x42/___</b>	30" x 42"	Rect	47#	
	<b>2036x42/___</b>	36" x 42"	Rect	60#	
	<b>2036x56/___</b>	36" x 56"	Rect	73#	
	<b>2036x60/___</b>	36" x 60"	Rect	80#	
	<b>2036x72/___</b>	36" x 72"	Rect	98#	
	<b>2030R/___</b>	30"	Round	29#	
	<b>2036R/___</b>	36"	Round	40#	
	<b>2040R/___</b>	40"	Round	48#	
	<b>2042R/___</b>	42"	Round	53#	
<b>2048R/___</b>	48"	Round	67#		
<b>2054R/___</b>	54"	Round	85#		
<b>2060R/___</b>	60"	Round	95#		
Example: <b>2048R/TE</b> - would be used for a <b>48"</b> Round with <b>T-Mold Edge</b>  Woodgrain T-Molds - <b>ADD</b> Threaded Inserts - <b>ADD when using a Tilt Top Base</b>					


**\*Standard Laminate Finishes** - WilsonArt: -60 & -38 (unless # has a "K" then it's a Premium) Formica: -58 & -43  
**\*\*Premium 1 Laminate Finishes** - WilsonArt: -01,-07,-52 & 81 Formica:-34, -42,-46,-77,-90 & RD  
**\*\*Premium 2 Laminate Finishes** - WilsonArt:-12,-18, -35,-45,-55 & -78  
**\*\*Premium 3 Laminate Finishes** - WilsonArt: Hi Def Formica: Brushed  
**\*\*\* Pionite /Nevamar / Arborite & Lamiart** - Call for Quote

**ADD**  
**ADD**  
**ADD**

**Laminate Table Tops - Dining**

Description / Options	Model	Size	Shape	Ship Wgt	Edge Type	
 Game Board	<b>Game Board Top</b> Specify Background Frosty White #1573-60 Fusion Maple #7909-60	<b>1036S/RE-Game</b>	36"	Square	49#	Raised SPACEdge
	Specify Edge Color <b>RE</b> Raised SPACEdge Colors <b>TE</b> Vinyl T-Mold Edge Colors <b>Woodgrain T Mold Edge - Add</b> <b>RME</b> Maple Wood Edge Stain Colors Threaded Inserts - <b>ADD when using a Tilt Top Base</b>	<b>2033S/TE-Game</b>	33"	Square	49#	Vinyl T-Mold
		<b>2034S/RME-Game</b>	34-1/8"	Square	49#	Round Oak or Maple

**3D (Thermo) Laminate Table Tops-Dining**

Description / Options	Model	Size	Shape	Ship Wgt	
 Thermo Laminate  Laminate Edge <b>BE</b>  See 3D Laminate color chart  Threaded Inserts - <b>ADD when using a Tilt Top Base</b>	<b>3D Laminate Top with Bullnose Edge</b> Table Thickness 1 1/8"	<b>2024S-TL/BE</b>	24"	Square	25#
	<b>2030S-TL/BE</b>	30"	Square	30#	
	<b>2036S-TL/BE</b>	36"	Square	40#	
	<b>2042S-TL/BE</b>	42"	Square	50#	
	<b>2047S-TL/BE</b>	47"	Square	70#	
	<b>24x30-TL/BE</b>	24X30	Rect	26#	
	<b>24x42-TL/BE</b>	24X42	Rect	26#	
	<b>30x42-TL-BE</b>	30x42	Rect	44#	
	<b>30x48-TL-BE</b>	30x48	Rect	50#	
	<b>30x60-TL-BE</b>	30x60	Rect	63#	
	<b>30x72-TL-BE</b>	30x72	Rect	75#	
	<b>36x48-TL-BE</b>	36x48	Rect	60#	
	<b>36x60-TL-BE</b>	36x60	Rect	75#	
	<b>36x72-TL-BE</b>	36x72	Rect	90#	
	<b>36x96-TL-BE</b>	36x96	Rect	119#	
	<b>2024R-TL/BE</b>	24"	Round	25#	
	<b>2030R-TL/BE</b>	30"	Round	30#	
	<b>2036R-TL/BE</b>	36"	Round	40#	
	<b>2042R-TL/BE</b>	42"	Round	50#	
	<b>2047R-TL/BE</b>	47"	Round	70#	